



# Syllabus for Baptism and Communion (E-06)

*Now in two locations!*

Saturday, June 30, 2018

Location: Parchment Valley Conference Center (1715 Lower Parchment Valley Road, Ripley) in the Santrock Education Center

Instructor: Matt Ash, pastor  
Parchment Valley Baptist Church  
(Good Hope)

Saturday, June 30, 2018

Location: Romney First Baptist Church  
(325 W Main St, Romney)

Instructor: Scott Whetzel, pastor,  
Sabraton Baptist Church (Goshen)

## Course Requirements:

- Pay "For Credit" fee
- Class attendance and participation
- Complete the items under "Preparation for the class" (See below.)
- Bring a pen/pencil, paper and your Bible to class
- Complete any other assignments given by the instructor

*If you have any questions, you may contact Donna Snyder, School of Christian Studies' secretarial assistant, at [snyder@wvbc.org](mailto:snyder@wvbc.org) or 800.879.9822.*

## Course Outline

### BAPTISM:

Biblical Foundations and Practice  
Matthew 3, Mark 1:1-11, Luke  
3:1-22, John 1:1-34, Acts  
2:38, 8:38-39, 9:17, Romans  
6:1-4

Church Traditions: Christening As  
Baptists Practice It

Preparation of Candidates

### COMMUNION:

Biblical Foundation and Practice  
Matthew 26:17-30, Mark 14:  
12-26, Luke 22: 14-23, John  
13, Acts 2,  
1 Corinthians 11:17-33

Church Traditions: Mass, Lord's  
Supper, Eucharist, Last Supper,  
Communion As Baptists Practice It

Preparation of Recipients

## Preparation for the Class:

1.) Read and study the scriptures listed  
at left.

2.) Be ready to share how you were  
prepared for baptism and your first  
communion.


3.) Look up and learn the meanings and  
roots of the words listed for baptism and  
communion and be ready to discuss their  
origins in the Bible and tradition.

4.) Be ready to make a case for each of  
the traditions, both your own baptismal  
and communion preference from scripture  
and those of others with which you may not  
agree. (i.e. "What might they be thinking  
in doing it this way?")

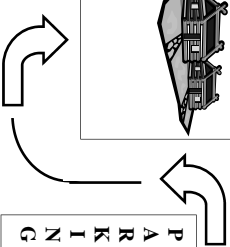

5.) Be prepared to discuss who may serve  
communion or do baptisms as well as who  
may receive -- in your opinion, from  
scripture and from tradition.

# A Guide to Finding Your Way at the

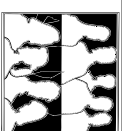
## Parchment Valley Conference Center




TO DORMS




PARKING



Hill Hall


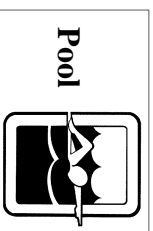


PARKING



TO LODGES AND DORMS

TO SHELTERS



PARCHMENT  
VALLEY RD.

### Directions to Parchment Valley:

From Charleston: Take I-77 north to Exit 138, bearing into the left turn lane on the exit ramp. At the traffic light, turn left onto State Route 62 south for approximately 0.6 mile (landmarks are the American Electric Power facility on the left and a veterinary clinic on the right.) At the first intersection, the WV State Police office will be on the right and Parchment Valley Road (big, blue sign) will be on the left. Turn onto Parchment Valley Road and travel for 2 miles. The road will open to the Parchment Valley Conference Center complex.

From Parkersburg: Take I-77 south to Exit 138, bearing into the left turn lane on the ramp. Turn left and proceed to the traffic light, bearing into the right turn lane. At the traffic light, turn right onto State Route 62 south for approximately 0.6 mile (landmarks are the American Electric Power facility on the left and a veterinary clinic on the right.) At the first intersection, the WV State Police office will be on the right and Parchment Valley Road (big, blue sign) will be on the left. Turn onto Parchment Valley Road and travel for 2 miles. The road will open to the Parchment Valley Conference Center complex.